


INSTANT FOUNDATION® System
for . . .

Environmentally Sensitive Areas



CHANCE™
Since 1912
DOWN. RIGHT. SOLID.

The principles underlying the CHANCE® INSTANT FOUNDATION® System have been in use for more than 150 years. The system has proven most economical in sensitive soils and difficult terrain. Intrusive early installing equipment initially kept the INSTANT FOUNDATION System approach from areas its advantages now benefit most. Modern, compact hydraulic-driven drills have made it the method preferred by knowledgeable soils

engineers and construction contractors. Each year, Chance produces hundreds of thousands of screw foundations. They can, by design, solve such challenges as those posed by environmentally sensitive applications:

- No soil excavation,
- Minimal impact on vegetation,
- Install in limited-access areas.

The galvanized-steel INSTANT FOUNDATION anchors are pre-

engineered to transfer projected loads to bearing-capable strata below weak soils. This isolates the structure's integrity from seasonal changes in the surface-layer conditions. To reach a sound geological footing, shaft extensions may be added during installation.

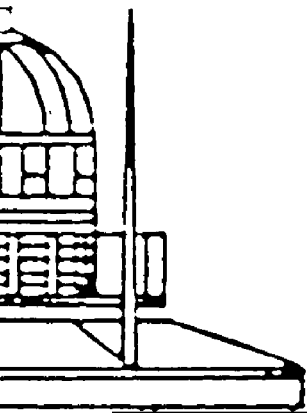
Over wetlands at Huntley Meadows in Virginia, this 1½-mile boardwalk was built using the INSTANT FOUNDATION System.



To preserve the terrain, neither wheeled nor tracked vehicles were permitted on this project site by the Fairfax County Park Board.

For elevation changes, the screw foundation shaft "reveal" above grade was varied within plan range.





Volunteers for Outdoor Colorado built 1,000-ft. of boardwalks, including spurs and outlooks, in a 1¼-mile wheelchair-accessible trail loop.

Ecological concerns for rare alpine wetlands required low-damage methods and depths that would avoid frost heave.



U-shape bracket sleeves INSTANT FOUNDATION® shafts to mount lateral support beams for joist and deck structure.



For each job, an INSTANT FOUNDATION® anchor is selected by shaft size and the size and number of helices.



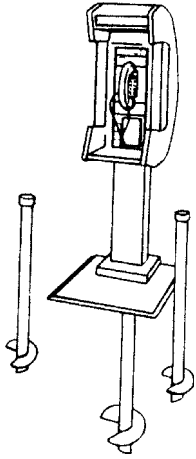
Portable equipment (hand-held or on ATV) rotates screw foundation into soil. Minimum soil disturbance results in maximum compression and uplift capacity.



Teamwork saves natural ecology as modular components are easily carried to remote sites.

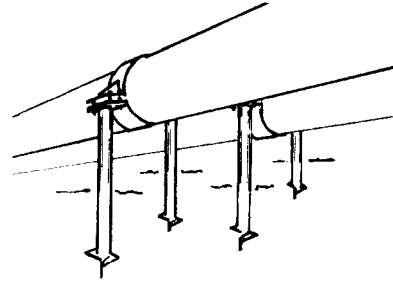

Other environment-enhancing INSTANT FOUNDATION® System uses

Emergency telephones and payphones get set into service faster with screw foundations pre-designed to connect to most station brands.

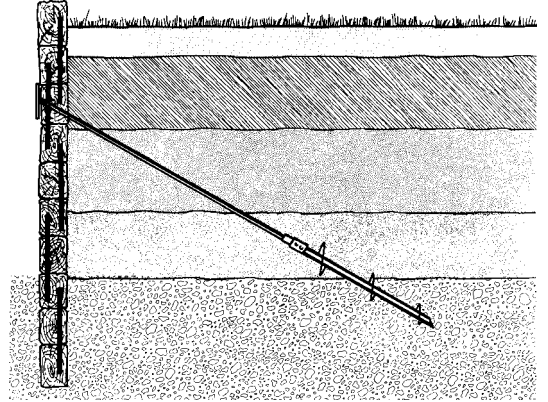
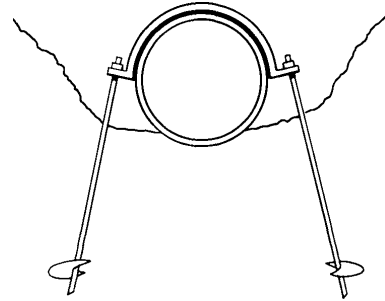


Plus, "bumper posts" help protect them from traffic hazards.


CATV stations and microwave towers mount on bases with proper bolt patterns to instantly go on-line.



Pipelines and storage tanks, above and below grade are held down and supported by INSTANT FOUNDATION anchors are especially designed for each job.




Tieback system for new construction and retaining walls puts load-bearing CHANCE® tieback screw anchors in solid, undisturbed subsurface layers.

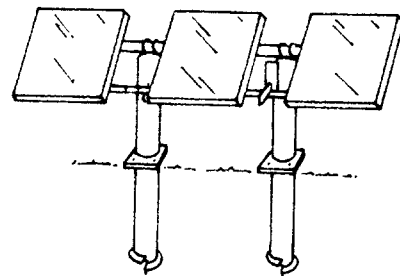


Lighthouse museum at Hooper's Strait, Maryland, commemorates the first structure supported by screw-type foundation method. Its originator, Alexander Mitchell, began applications in 1832. Now this method is used in far reaches of the world, including undersea.

Area lighting foundations are ready-made for immediate mounting of nostalgic, decorative or standard streetlight standards — all with built-in cableways.



Moorings for harbors keep chains off fragile eco-systems as alternative to scrubbing action of weights.



Solar-collector panels bolt atop INSTANT FOUNDATION anchors soon as installed, without another day's delay to alternative power.

NOTE: Because Hubbell has a policy of continuous product improvement, we reserve the right to change design and specifications without notice.



A.B. Chance, a Division of Hubbell Power Systems, Inc. ISO 9001:2000
210 North Allen Street Centralia, MO 65240 USA

www.abchance.com

Bulletin 04-9409
Revised 3/06

©Copyright 2006 Hubbell, Inc. Printed in U.S.A.
3/06RGS2.5M



Certificate No.
001136